

User's Guide 5611

Congratulations upon your selection of this CASIO watch.

Important!

- This manual provides a brief overview of your watch.

E-1

For a full Operation Guide and Q&A information about this product, go to the website below.
<https://world.casio.com/manual/wat/>



Contents

Configuring Home City, Time and Date Settings..... E-4
 Mode Selection and Operations E-7
 Misaligned Hands..... E-11
 Specifications..... E-12

E-2

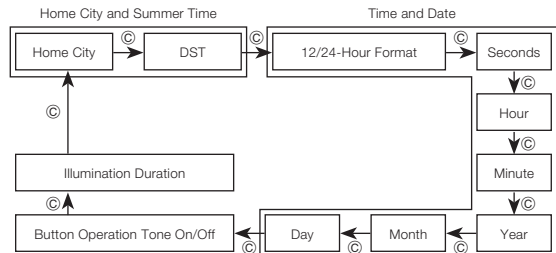
E-3

Configuring Home City, Time and Date Settings

- Configure Home City and summer time settings first. After that, configure time and date settings.

1. In the Timekeeping Mode, hold down (A) until the flashing SET indicator disappears from the display and the currently selected city code appears on the display.

2. Press (C) to move the flashing in the sequence shown below to select a setting.



E-4

E-5

3. Use (D) and (B) to change the selected setting.

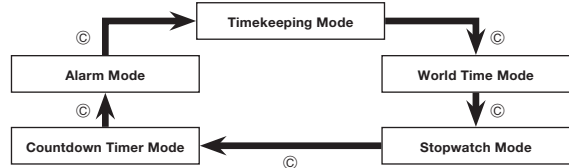
Screen	To do this:	Do this:
TYO	Change the city code	Use (D) (East) and (B) (West).
OFF	Toggle between Daylight Saving Time (ON) and Standard Time (OFF)	Use (D) and (B).
12H	Toggle between 12-hour (12H) and 24-hour (24H) timekeeping	Use (D) and (B).
36	Reset the seconds to 00	Press (D).
P 10:08	Change the hour or minute	Use (D) (+) and (B) (-) to change these settings. • Holding down either button scrolls at high speed.
2020	Change the year	
6.30	Change the month or day	

4. Press (A) to exit the setting mode.

E-6

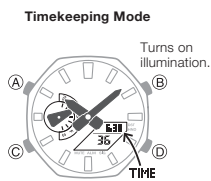
Mode Selection and Operations

- Press (C) to change the mode.
- To return to the Timekeeping Mode from any other mode, hold down (C) for at least two seconds.

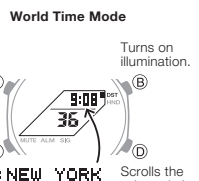


E-6

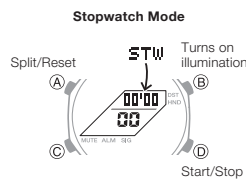
E-7



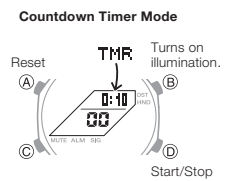
- (D): Changes display contents. Month, day ↔ Hour, minute



- Holding down (A) for at least two seconds toggles summer time (DST) on and off.



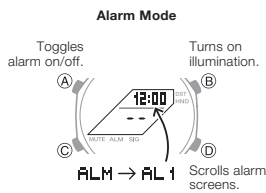
- (D) → Start
- (D) → Stop
- (A) → Reset



- Hold down (A) until the hour flashes, then release.
- (C): Selects hours, minutes, or seconds.
- (D): Change selected setting.
- (A): Exits setting mode.

E-8

E-9



- Hold down (A) until the hour flashes, then release.
- (C): Selects hour or minutes.
- (B), (D): Change selected setting.
- (A): Exits setting mode.

E-10

E-11

Hand Shift

- Pressing (B) and (C) at the same time shifts/unshifts hands for easy reading of digital display.
- Hands shift automatically in setting mode.

Misaligned Hands

The analog hands may become misaligned as described below if the watch is exposed to strong magnetism, impact, or other abnormal conditions.

- Analog time and digital time are different from each other
- If this happens, refer to "Adjusting Hand Positions" in the Operation Guide available at the CASIO website and adjust the hand alignment.

Specifications

Accuracy at normal temperature: ±15 seconds a month

Digital Timekeeping: Hour, minutes, seconds, p.m. (P), month, day

Time format: 12-hour and 24-hour

Calendar system: Full Auto-calendar pre-programmed from the year 2000 to 2099

Other: Home City code (can be assigned one of 48 city codes);

Standard Time/Daylight Saving Time (summer time)

Analog Timekeeping: Hour, minutes (hand moves every 20 seconds), day of the week

World Time: 48 cities (31 time zones) and Coordinated Universal Time (UTC)

Other: Daylight Saving Time/Standard Time

Stopwatch:

Measuring unit: Less than 1 hour: 1/100 second

1 hour or more: 1 second

Measuring capacity: 23:59:59⁹

Measuring modes: Elapsed time, split time, two finishes

E-12

E-13

Countdown Timer:

Measuring unit: 1 second

Countdown range: 24 hours

Countdown start time setting range: 1 second to 24 hours (1-second increments)

Alarms: 5 Daily alarms; Hourly time signal

Illumination: Double LED (light-emitting diode); Selectable illumination duration (approximately 1.5 seconds or 3 seconds)

Other: Button operation tone on/off; Moving the Hands to View the Digital Display

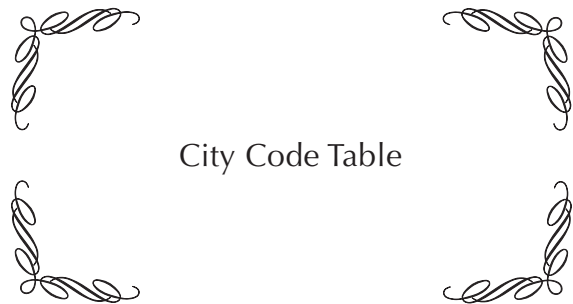
Battery: Two silver oxide batteries (Type: SR726W)

Approximate battery operating time: 3 years under the following conditions:

- Alarm: 10 seconds/day
- 1 illumination operation (1.5 seconds) per day

Frequent use of illumination runs down the battery.

Specifications are subject to change without notice.



L-1

City Code Table

City Code	City	UTC Offset/ GMT Differential	City Code	City	UTC Offset/ GMT Differential
PPG	Pago Pago	-11	FEN	Fernando de Noronha	-2
HNL	Honolulu	-10	RAI	Praia	-1
ANC	Anchorage	-9	UTC		0
YVR	Vancouver	-8	LIS	Lisbon	
LAX	Los Angeles	-8	LON	London	
YEA	Edmonton	-7	MAD	Madrid	
DEN	Denver	-7	PAR	Paris	
MEX	Mexico City	-6	ROM	Rome	
CHI	Chicago	-6	BER	Berlin	
NYC	New York	-5	STO	Stockholm	
YHZ	Halifax	-4	ATH	Athens	
YYT	St. John's	-3.5	CAI	Cairo	
BUE	Buenos Aires	-3	JRS	Jerusalem	
RIO	Rio De Janeiro	-3			

L-2

City Code	City	UTC Offset/ GMT Differential
MOW	Moscow	+3
JED	Jeddah	
THR	Tehran	+3.5
DXB	Dubai	+4
KBL	Kabul	+4.5
KHI	Karachi	+5
DEL	Delhi	+5.5
KTM	Kathmandu	+5.75
DAC	Dhaka	+6
RGN	Yangon	+6.5
BKK	Bangkok	+7
SIN	Singapore	
HKG	Hong Kong	+8
BJS	Beijing	
TPE	Taipei	

City Code	City	UTC Offset/ GMT Differential
SEL	Seoul	+9
TYO	Tokyo	
ADL	Adelaide	+9.5
GUM	Guam	+10
SYD	Sydney	
NOU	Noumea	+11
WLG	Wellington	+12

- This table shows the city codes of this watch (As of July 2018).
- The rules governing global times (GMT differential and UTC offset) and summer time are determined by each individual country.

L-3